

# Layout More Points, More Accurately At Half the Cost

*With the GTV and LN Robotic Total Stations*



The GTV and LN Robotic Total Stations are designed to help you layout and verify points 5X more productively than using tape or conventional total stations.


The GTV is purpose built for your medium to large-size vertical construction projects. Featuring the **fastest and longest-range prism reacquisition technology in the market**, you are equipped to ensure maximum layout efficiency and accuracy—especially on hectic construction sites. Say goodbye to rework!

The LN is an intuitive, self-leveling solution that optimizes point creation in your small-size projects at an unbeatable cost. Whether you're just getting into digital layout or have projects within a 130 m / 445 ft radius, the LN lets you automate your layout work with a straightforward, one easy-button workflow and easily verify it.

# How These Solutions Can Help Your Next Project

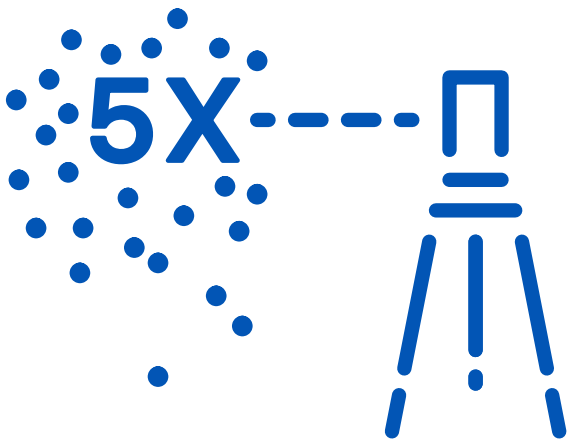
## Save Thousands of Dollars Upfront

Reduce your digital layout implementation cost with the GTV and LN. Our innovative manufacturing techniques let us keep costs low and pass the savings onto you—boost your productivity with the latest layout technologies without breaking the bank!



## Seamlessly Navigate and Share Data

Combined with MAGNET software, the LN and GTV make layout file preparation smooth and open a 360 line of communication between the field and the office—so your work always reflects as-built conditions. Conveniently transfer data using file types you already know including DWG, IFC, PDF and more!

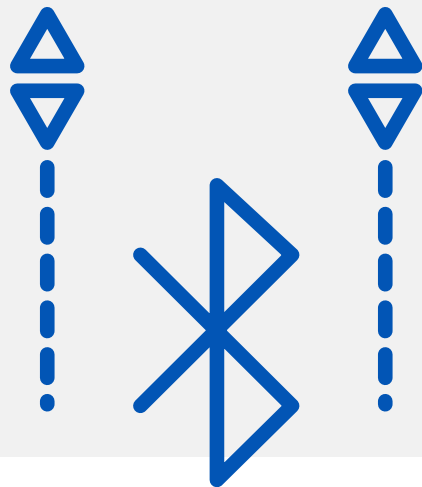


## Reduce Layout Costs by 50%

With the GTV and LN solutions, one person can accurately lay out 5X more points than a team of two with a total station or tape. With a reduced, highly efficient crew you can optimize your time in the field and focus on other critical parts of your project.

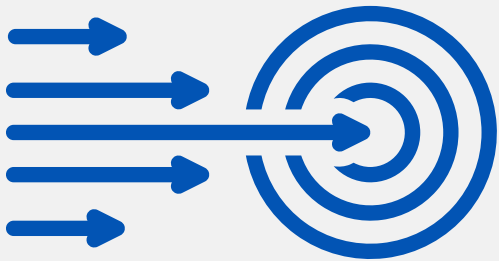
## Bolster Your Productivity with Patented Tech

The GTV and LN feature our patented LongLink™ Bluetooth connection, meaning you'll get to enjoy best-in-class connectivity on a Xm/ft radius. The GTV takes your productivity a step further with its RC-5A Remote Control powered by LongLink™ to offer you the quickest prism tracking in the market—perfect for minimizing downtime in your medium to large-size projects.



## QA 100% Of Your Points

Along with our Point Manager or MAGNET software, easily generate deviation reports to back up your work and reduce risk whenever design coordination conflicts arise. With increased accuracy and efficiency, and easy-to-use technology, you can easily turn in work that isn't just finished, but 100% verified.





**CLEAREDGE<sup>3D</sup>**

≡ TALK TO ONE OF OUR EXPERTS ≡

[sales@clearedge3d.com](mailto:sales@clearedge3d.com) | USA: + 1 866-944-8210 | [clearedge3d.com](http://clearedge3d.com)